

```

> restart:with(plots):
  with(student):with(linalg):Digits := 4:
Warning, the name changecoords has been redefined
Warning, the protected names norm and trace have been redefined and unprotected

```

sample questions First Test, Calculus 2673, 9/20/2005

1. i

```

> a:= vector([1,0,1]):b:=vector([1,1,1]):

```

i.

```

> b1 := evalm(dotprod(a,b)/norm(a,2)* a/norm(a,2));
          b1 := [1, 0, 1]

```

ii

```

> b2:=evalm(b-b1);
          b2 := [0, 1, 0]

```

for part iii

```

> theta:= evalf (arccos(dotprod(a,b)/(norm(a,2)*norm(b,2)))/Pi);
          θ := 0.1960

```

```

> crossprod(b,a);

```

2. Find the equation of the plane that contains (1,0,-1) and is parallel to  $x+y+z=4$ .

```

> a:= vector([1,0,-1]);n:= vector([1,1,1]);# n for normal to the plane
          a := [1, 0, -1]
          n := [1, 1, 1]

```

```

> R:=vector([x,y,z]);# template to pick up the variables
          R := [x, y, z]

```

```

> u:=dotprod(R,n);k :=(dotprod(n,a)); # direction and konstant
          u := x + y + z
          k := 0

```

```

> u = k; # equation of the plane
          x + y + z = 0

```

3. Find the equation of the line through (-1,-2,4) and (4,2,1).

```

> a:= (1,0,-1);b:= (4,2,1); # point in the plane

```

```
a := 1, 0, -1
```

```
b := 4, 2, 1
```

```
> ba := eval([b-a]); v:=vector(ba);
```

```
ba := [3, 2, 2]
```

```
v := [3, 2, 2]
```

```
> l:=evalm([1,0,-1]+t*v);
```

```
l := [1 + 3 t, 2 t, -1 + 2 t]
```

4 1. Find the equation of the plane .

```
> a:=[0,0,0];b:=[1,1,1]; c:=[1,2,3];# points in the plane
```

```
a := [0, 0, 0]
```

```
b := [1, 1, 1]
```

```
c := [1, 2, 3]
```

```
> ba := b-a; bc:= b-c; n:=crossprod(ba,bc); # normal of 2 vectors in the plane
```

```
ba := [1, 1, 1]
```

```
bc := [0, -1, -2]
```

```
n := [-1, 2, -1]
```

```
> R:=vector([x,y,z]);
```

```
R := [x, y, z]
```

```
> u:=dotprod(R,n);k :=(dotprod(n,a)); # direction and konstant
```

```
u := -x + 2 y - z
```

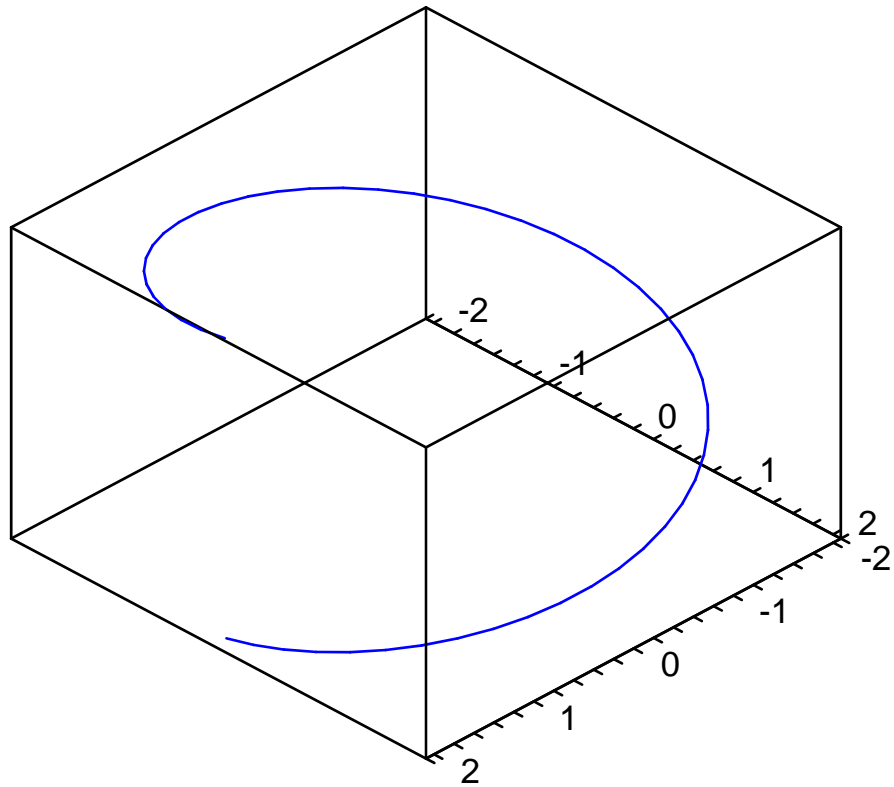
```
k := 0
```

```
> u = k; # equation of the plane
```

```
-x + 2 y - z = 0
```

Ex 5

```
> spacecurve([2*cos(t),2*sin(t),t],t = 0 .. 2*Pi,color=blue,axes=boxed);
```



```

> r := t -> vector([2*cos(t), 2*sin(t), t]);
rt:= t -> vector([-2*sin(t), 2*cos(t), 1]); rtt:= t ->
vector([-2*cos(t), -2*sin(t), 0]);
      r := t -> [2 cos(t), 2 sin(t), t]
      rt := t -> [-2 sin(t), 2 cos(t), 1]
      rtt := t -> [-2 cos(t), -2 sin(t), 0]

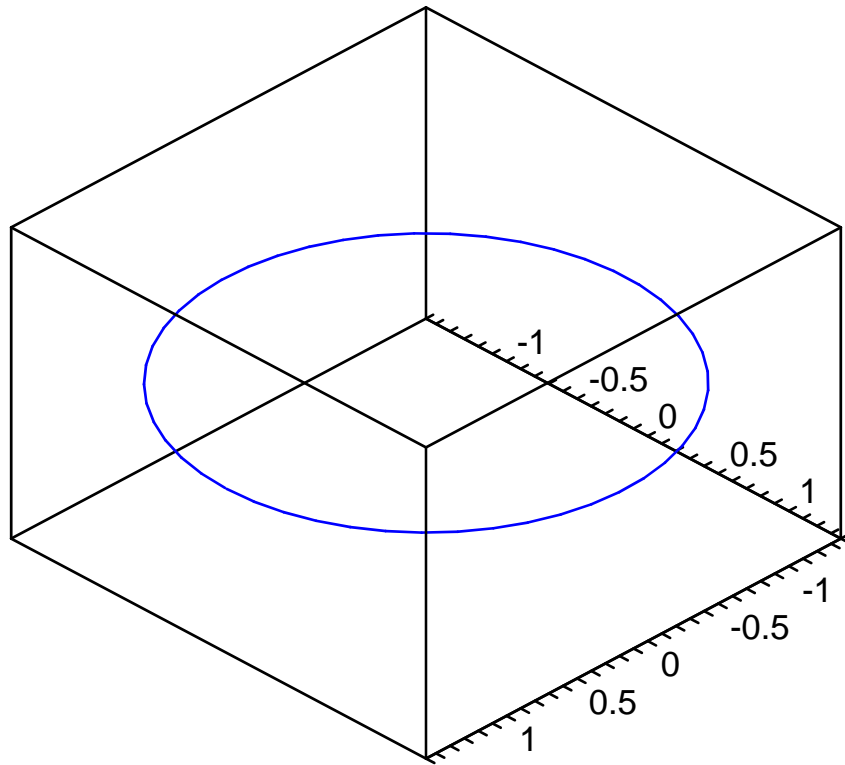
> vt:= t -> (sqrt((-2*sin(t))^2+(2*cos(t))^2 + 1)); # sqrt(5)
      vt := t -> sqrt(4 sin(t)^2 + 4 cos(t)^2 + 1)

> T := t -> rt(t)/sqrt(5);
      T := t -> rt(t)/sqrt(5)

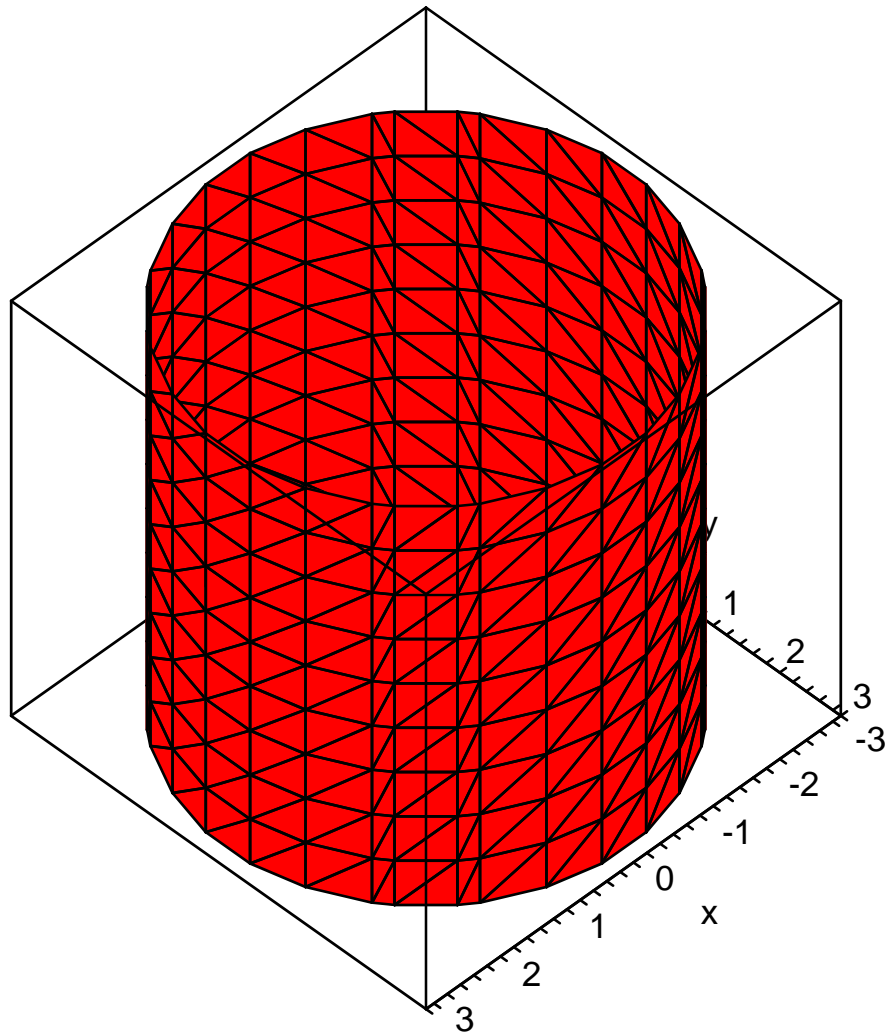
>
      Tt := t -> eval(d(eval(T(t))))

> #Ex 11
> spacecurve( [sqrt(2)*cos(t), sqrt(2)*sin(t), 0], t = 0 ..
2*Pi, color=blue, axes=boxed);

```



```
> implicitplot3d( x^2+y^2-9=0, x= -3 .. 3,y=-3 .. 3, z=-3 ..3,color = red,  
axes = boxed); #ex 12
```



> #13

```
> x:=t +1;y:=2*t;z:=3*t; L: t -> [x,y,z];
      x:=t+1
      y:=2 t
      z:=3 t
      t -> [x, y, z]
```

```
> eq := x+y+z=1;
```

```
> solve(eq,t); # answer in t
```

```
eq:=6 t+ 1=1
      0
```

```
> # so the point is (1,0,0)
```

> #14

idea is to find the line perp to the plane through the origin, get it's intersection P in the plane then measure that distance  $d(O,P)$  to the origin

```

> n:=[1,2,2]; OO:=[0,0,0]; L:= t -> t*n;
      n := [1, 2, 2]
      OO := [0, 0, 0]
      L := t -> t n

> x:=1*t;y:=2*t;z:=3*t; # line through origin
      x := t
      y := 2 t
      z := 3 t

> eq := x+2*y+2*z=6; solve(eq,t); # find interesction with plane
      eq := 11 t = 6
       $\frac{6}{11}$ 

> L(%); # the point of intersection
       $\left[ \frac{6}{11}, \frac{12}{11}, \frac{12}{11} \right]$ 

> norm(%,2); # the answer
       $\frac{18}{11}$ 

```